

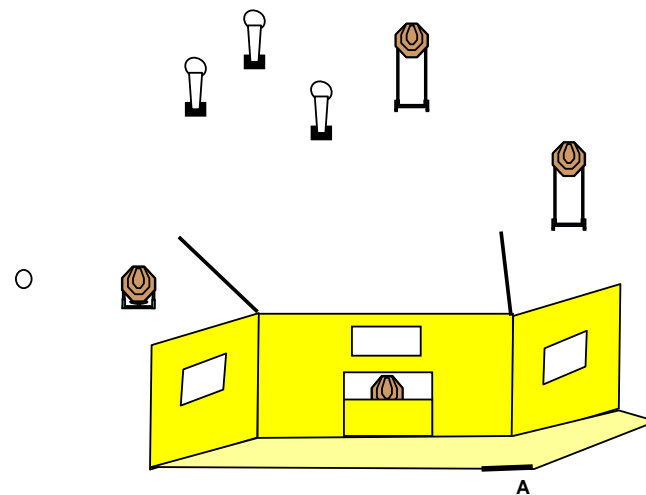


3 Gun SA - Match 3

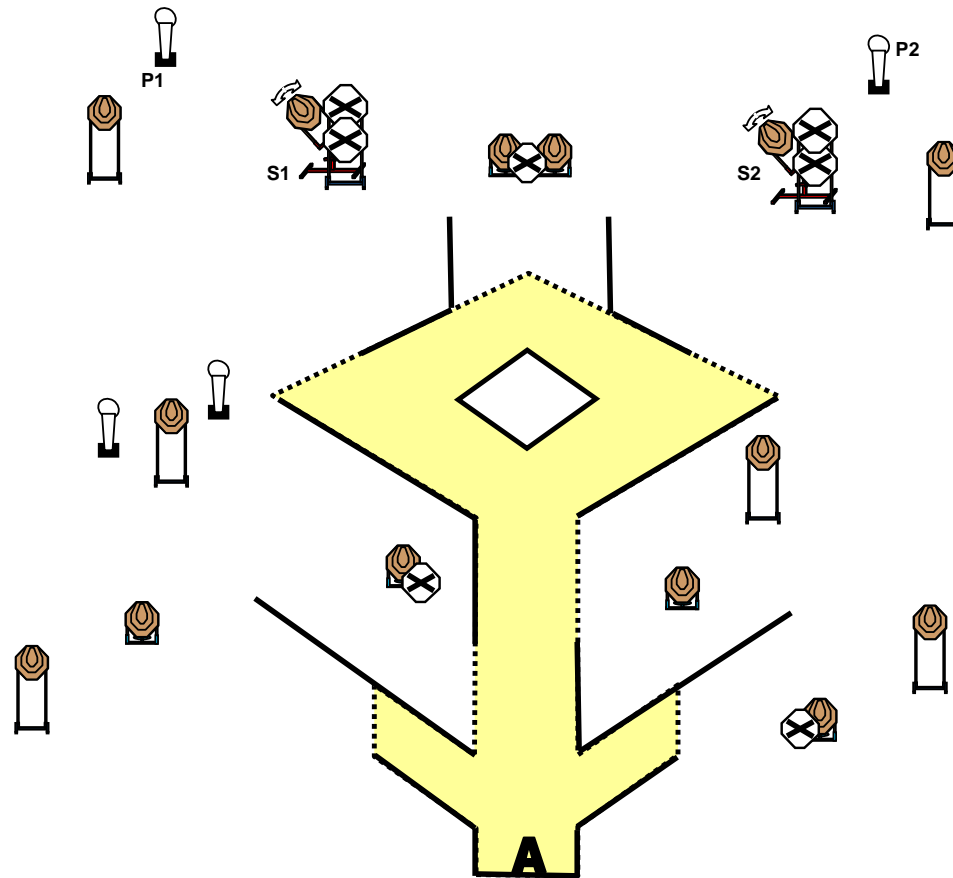
9 June 2012

Golden City

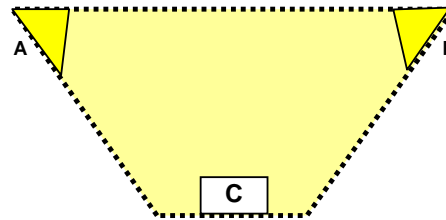
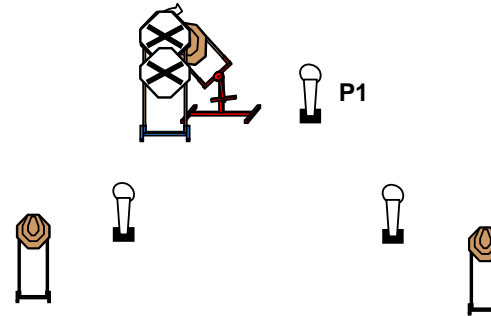
Stage No.	STAGE	Type			Min No. Rds	Match Score Points	%														Metal								
		S	M	L				Full	Mini	A4	A3	Swing	Twist Full	Drop Full	Flip Full	Run Full	Clay	Clay Swing	Clay Run	NS	Poppers Full	Mini	Plate Round	Square					
1	6 Chocolates & Milkshake	1			12	60	22.6%	4																		3		1	
2	Is that a charlie, Charlie?			1	32	160	60.4%	14																	3	4			
3	Fan Club	1			9	45	17.0%	3																	2	3			
Total HG					53	265	100.0%																						
4	Armi Dallera Custom			1	32	160	57.1%		16																				
5	Both of you three!!		1		12	60	21.4%		6															5					
6	Spiderman		1		12	60	21.4%		3																		6		
Total Rifle					56	280	100.0%																						
7	Its no oil painting!!		1		14	70	28.0%																	2			14		
8	I bought this for you!!			1	28	140	56.0%																	4			28		
9	Peters Delight	1			8	40	16.0%									8													
Total SG					50	250	100.0%																						
Total Match		3	3	3	159	545	100%	21	25	0	0	0	0	0	0	0	0	0	0	0	8	0	0	0	16	10	0	49	0



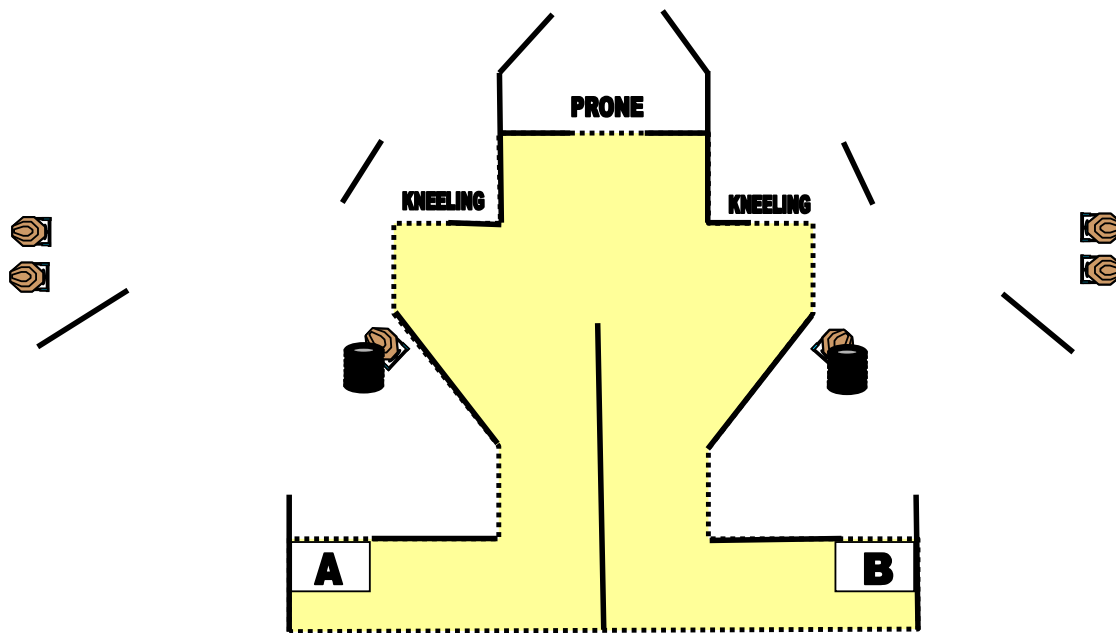
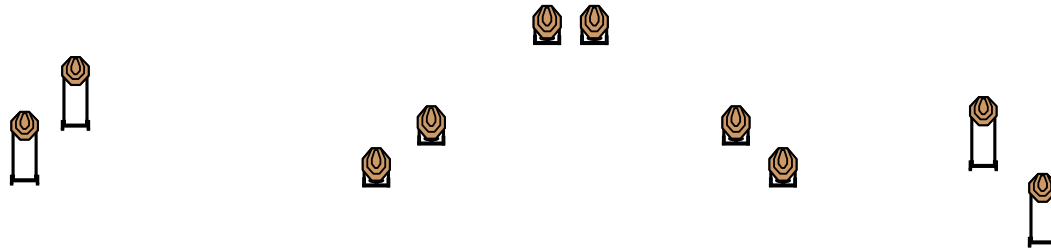
Stage Name - 6 Chocolates & Milkshake	Handgun Stage 1
Start position: Standing with both heels touching A. Handgun loaded and holstered.	
Stage procedure:	Rounds - 12 Points - 60 Targets - 1 plates, 3 poppers, 4 classic targets Distances - 10 - 15m



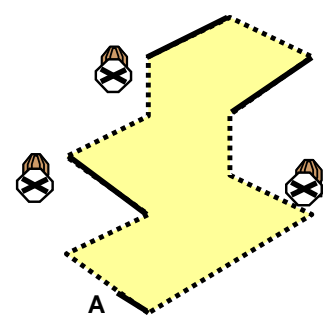
Stage Name - Is that a charlie, Charlie?	Handgun Stage 2
Start position: Standing at A. Handgun loaded and holstered	
Stage procedure: P1 activates swinger 1, P2 activates swinger 2. Both remain visible.	Rounds - 32 Points - 160 Targets - 4 poppers, 14 classic targets Distances - 10 - 15m



<p>Stage Name - Fan Club</p>	<p>Handgun Stage 3</p>
<p>Start position: Standing in box C.</p>	
<p>Stage procedure: Handgun to be placed on table A or B and all magazines to be used placed on opposite table. On start signal retrieve handgun and magazine/s. P1 activates the swinger which remains visible.</p>	<p>Rounds - 9 Points - 45 Targets - 3 poppers, 3 classic targets Distances - 10 - 15m</p>

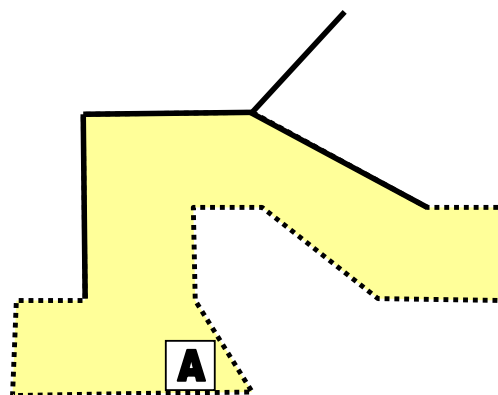
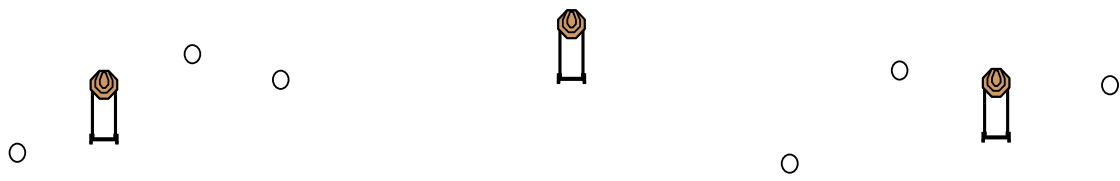


Stage Name - Armi Dallera Custom	Rifle Stage 1
Start position: Standing in box A or B. Rifle loaded option 1.	
Stage procedure:	Rounds - 32 Points - 160 Targets - 16 mini classic targets Distances - 10 - 40m



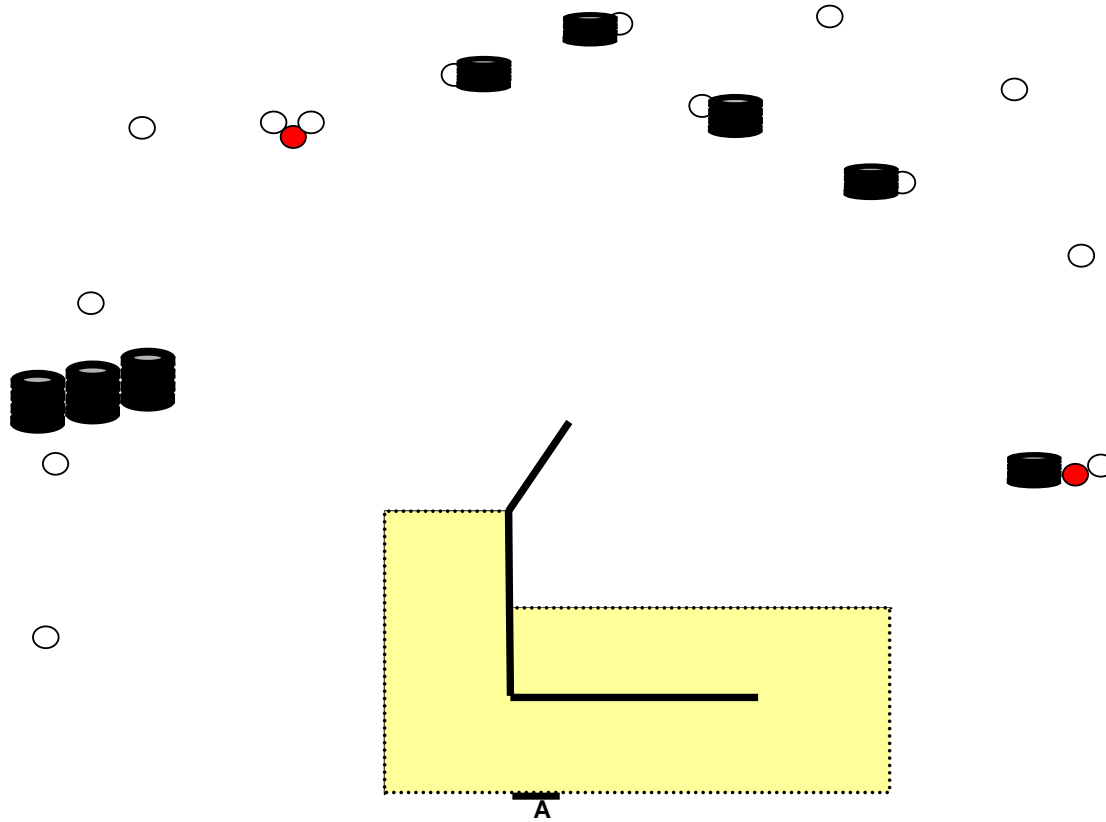
Stage Name - Both of you three!!		Rifle Stage 2
Start position: Standing with both heels touching A. Rifle loaded option 1.		
Stage procedure:		Rounds - 12 Points - 60 Targets - 6 mini classic targets Distances - 5 - 20m



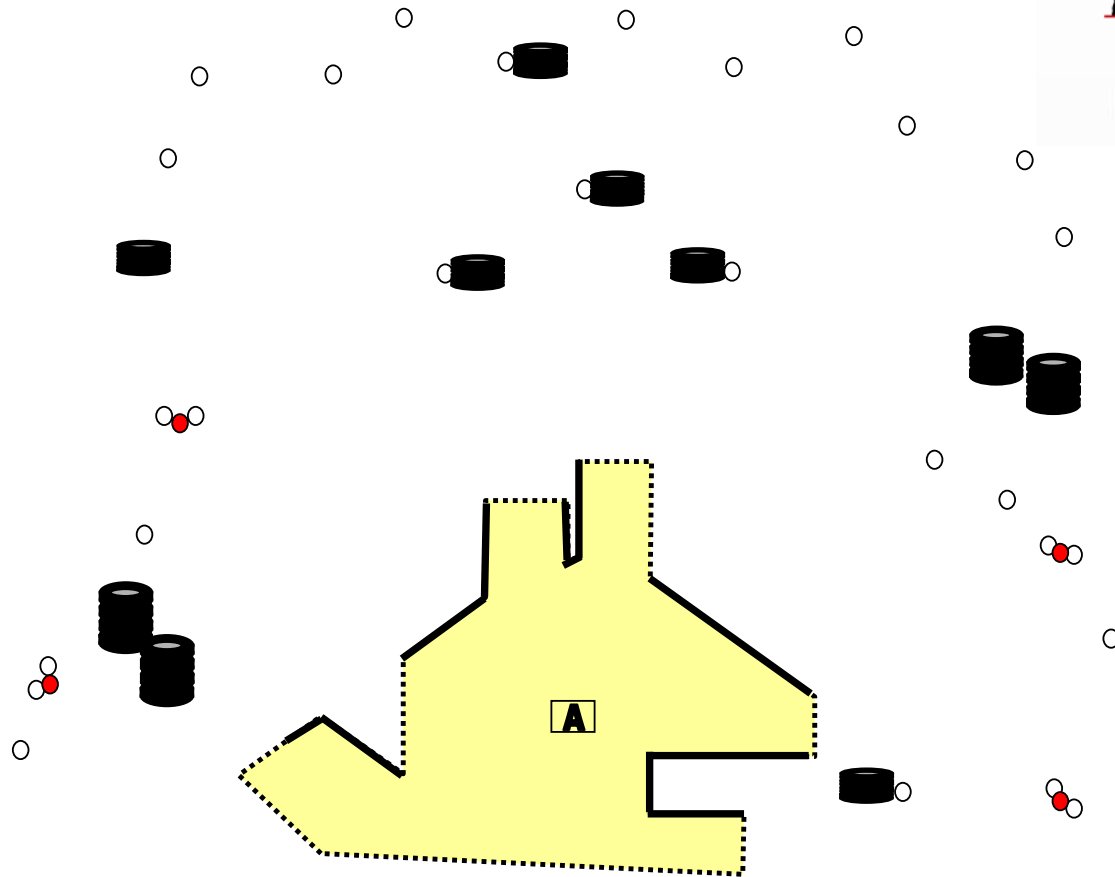


Stage Name - Spiderman	Rifle Stage 3
Start position: Standing in box A. Rifle unloaded, option 3.	
Stage procedure:	Rounds - 12 Points - 60 Targets - 6 plates, 3 mini classic targets Distances - 10 - 15m

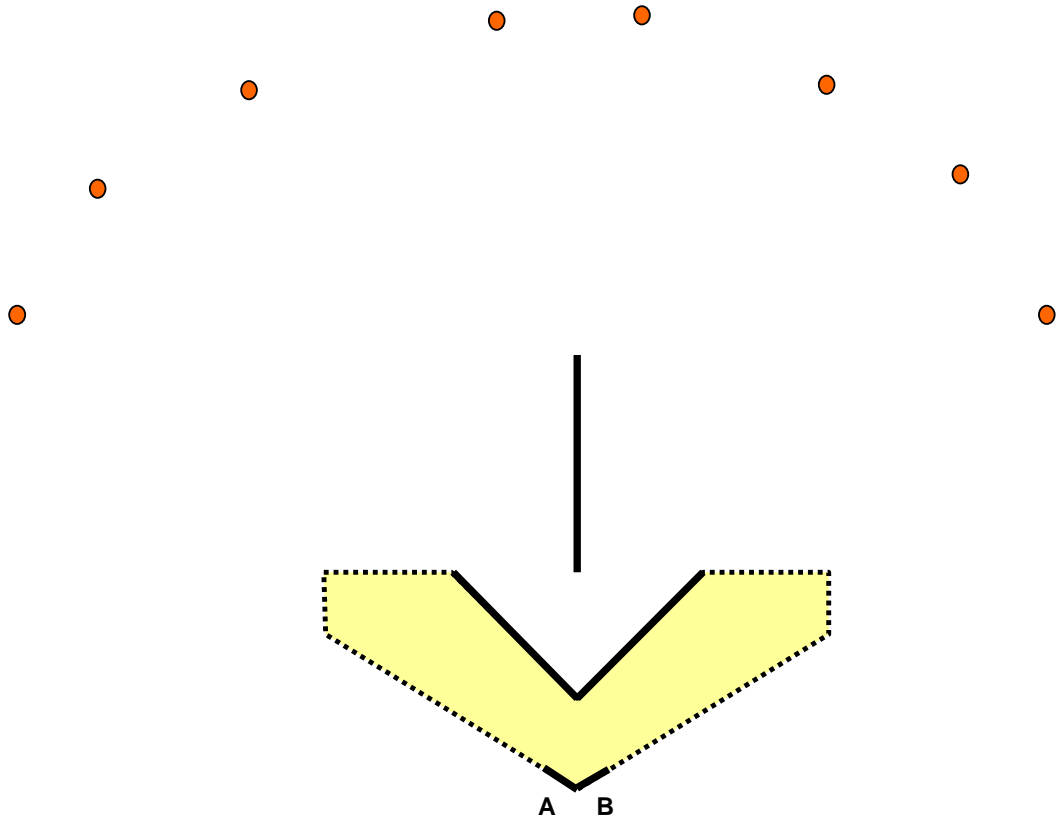




Stage Name - Its no oil painting!!		Shotgun Stage 1	
Start position: Standing with one heel touching A. Shotgun loaded option 2			
Stage procedure:		Rounds - 13 Points - 65 Targets - 13 plates, 2 N/S plates Distances - 10 - 20m	



Stage Name - I bought this for you!!	Shotgun Stage 2
Start position: Standing in box A. Loaded option 1	
Stage procedure:	Rounds - 28 Points - 140 Targets - 28 plates, 4 N/S plates Distances - 10 - 20m



Stage Name - Peters Delight	Shotgun Stage 3
Start position: Standing with both heels touching A or B. Unloaded option 3	
Stage procedure:	Rounds - 8 Points - 40 Targets - 8 clays Distances - 10 - 15m